



Flammable, toxic and oxygen gas detector for industrial applications

Sensepoint XCD



One-Stop Shop

- Flammable (catalytic or infrared), toxic and oxygen versions available
- New and retrofit applications
- Suitable for indoor or outdoor use
- Stainless steel or aluminium explosion-proof housing options
- IP66 as standard

Proven and Reliable Sensor Technology

- Surecell™ electrochemical sensors
- Poison immune infrared sensors
- Poison resistant catalytic bead sensors
- Long life sensors

Global Approvals

- US and Latin America, European, Canadian and Asian
- Compliant with UL, INMETRO, ATEX, IECEx, CSA, KTL, PA, GB and CCCF standards

Easy to Use

- User friendly and intuitive tri-colour backlit display with digits, bar graph and icons
- Fully configurable via magnetic switches
- Optional remote sensor mounting*
- Selectable sink or source 4-20mA output
- Auto-inhibit during maintenance
- MODBUS communications for remote diagnostics/configuration*

Cost Effective

- Common transmitter platform
- Minimal training required
- Reduced spares
- Non-intrusive, one-man operation
- Plug-in sensor replacement
- MODBUS multi drop option offers cabling savings*

Simple Installation

- Plug-in display module removes to give access to terminal area
- Integral mounting bracket
- 2 x M20 or ¾" NPT cable/conduit entries (certification dependent)
- Removable plug/socket type terminal blocks for ease of wiring
- Sink/source switch to suit preferred wiring topology

Range of Optional Accessories

- Remote sensor mounting kit*
- Remote sensor gassing kit
- Duct mounting kit
- Calibration gas flow housing
- Collecting cone

* Contact Honeywell Analytics for availability of these options.

The Sensepoint XCD range provides comprehensive monitoring of flammable, toxic and Oxygen gas hazards in potentially explosive atmospheres, both indoors and outdoors. Users can modify detector operation using the LCD and magnet switches without ever needing to open the unit. This enables one-man, non-intrusive operation and reduces routine maintenance time and costs.


A tri-colour backlit LCD clearly indicates the unit's status at a glance, even from a distance. A steady green backlight indicates normal operation, flashing yellow indicates fault and flashing red indicates an alarm.

All detectors are supplied pre-configured and include 2 programmable alarm relays, 1 programmable fault relay as well as an industry standard 4-20mA output (sink or source selectable) and MODBUS*.

The scale, range, relay operation, alarm set point and electronic tag number of the detector can be adjusted using the transmitter's LCD and non-intrusive magnetic switches. Outputs are automatically inhibited during adjustment, thereby reducing the risk of false alarm at the control panel during maintenance.

Sensepoint XCD has an integral mounting plate for surface mounting or can be mounted to a horizontal or vertical pipe using the optional pipe mounting bracket. Electrical installation can be made using either conduit or cable with suitable mechanical protection. Two M20 or ¾" NPT entries are provided (depending on certification). A weatherproof cap is also included for use in the harshest outdoor conditions. Other optional accessories include a sunshade/deluge protection, duct mounting kit, collecting cone and remote mounting sensor socket*.

Sensepoint XCD ensures easy installation and the fastest routine operation by removing the need for hot work permits in hazardous areas. Using easy to replace plug-in sensors, downtime is also reduced and on-going costs are minimised through the use of poison resistant flammable sensors, poison immune infrared Hydrocarbon sensors and patented Surecell™ toxic sensors.




- 1 Cover
- 2 Display module
- 3 Terminal area
- 4 Blanking plug
- 5 Transmitter
- 6 Plug-in XCD sensor
- 7 Sensor retaining ring
- 8 Integral mounting plate
- 9 Weather protection assembly
- 10 Cable/conduit entry (x2)
- 11 Certification label

Typical Applications

- Industrial manufacturing facilities
- Power plants
- Waste water facilities
- Utilities
- Food and beverage production
- Refineries and chemical plants
- Onshore oil and gas terminals
- Production platforms
- Exploration and drilling

Sensepoint XCD Overview



There are three different types of the XCD transmitter for use with three different families of sensors.

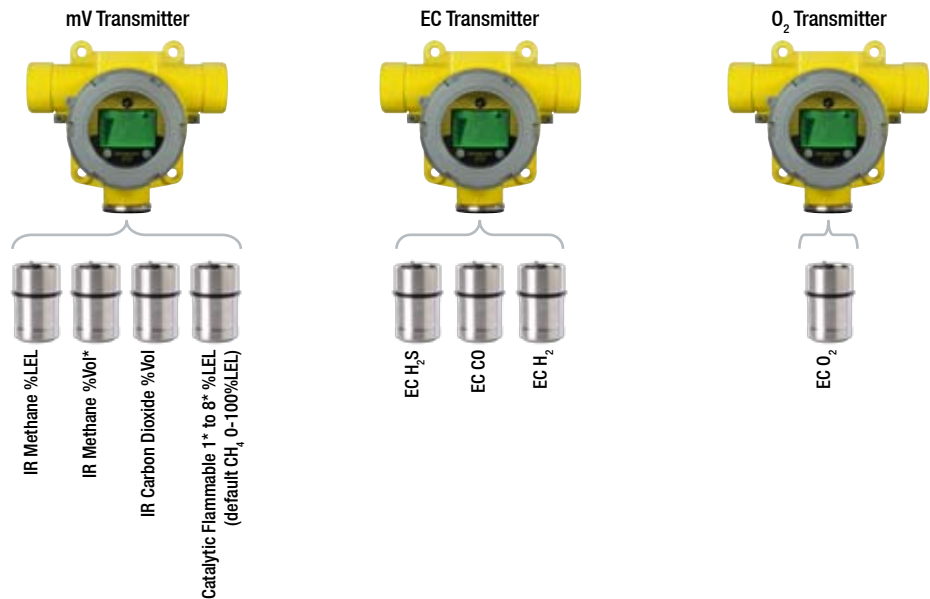
The mV type transmitter is for use with the mV family of XCD sensors including catalytic sensors to detect flammable gases in the range 0-100%LEL and infrared (IR) sensors for detection of Hydrocarbon gases in the range 0-100%LEL and 0-100%Vol*, as well as Carbon Dioxide (CO₂) in the range 0-2%Vol.

The EC type transmitter is for use with the EC family of XCD sensors including Carbon Monoxide (CO), Hydrogen Sulfide (H₂S) and Hydrogen (H₂).

The Oxygen transmitter is for use with the Oxygen (O₂) XCD sensors.

A transmitter can auto-recognise any sensor from within its sensor family. The sensor simply plugs into the bottom of the transmitter and the transmitter automatically configures itself accordingly.

Sensepoint XCD Sensor Families, Gases and Ranges								
	Gas	User Selectable Full Scale Range	Default Range	Steps	Selectable Cal Gas Range	Default Cal Point		
Sensor Family	Catalytic Bead Sensors							
	mV	Flammable 1 to 8*	20.0 to 100.0%LEL	100%LEL	10%LEL	30 to 70% of selected full scale range	50%LEL	
		Infrared Sensors						
		Methane	20.0 to 100.0%LEL	100%LEL	10%LEL		50%LEL	
		Methane	20 to 100%Vol.*	100%Vol.	10%Vol.		50%Vol.	
	Carbon Dioxide	0.1 to 2%Vol.	2%Vol.	0.1%Vol.	1%Vol.			
	Electrochemical Sensors							
	EC	Hydrogen Sulfide	10.0 to 100.0ppm	50.0ppm	0.1ppm		10ppm	
		Carbon Monoxide	100 to 1,000ppm	300ppm	100ppm		100ppm	
		Hydrogen	1,000ppm only	1,000ppm	n/a		500ppm	
O ₂	Oxygen	25.0%Vol. only	25.0%Vol.	n/a	20.9%Vol. (Fixed)		20.9%Vol.	









Ready, Steady, Go!

Sensepoint XCD uses three instantly recognisable "traffic light" colours to indicate its status. The large tri-colour backlit LCD is steady green to indicate normal operation, flashes yellow to indicate a fault/warning and flashes red to indicate an alarm. This allows anyone in the area to clearly see at a glance the status of any detector. This can be particularly useful to identify detector status if the detector is located in a difficult to access area or if a number of detectors are located in the same area.



XCD is the right choice for a variety of demanding industrial applications

Building Environment	Specific Area	Gases Present (Detected by XCD)
	Chemical Plants <ul style="list-style-type: none"> • Raw material storage • Process Areas • Laboratories • Pump rows • Compressor stations • Loading/unloading areas 	<ul style="list-style-type: none"> • General Hydrocarbons • H₂S • NH₃ • O₂
	Oil & Gas <ul style="list-style-type: none"> • Exploration drilling rigs • Production platforms • Onshore oil and gas terminals • Refineries 	<ul style="list-style-type: none"> • General Hydrocarbons • H₂S • CO • O₂
	Power Stations <ul style="list-style-type: none"> • Around the boiler pipework and burners • Turbines • Coal silos and conveyor belt areas in older coal/oil fired stations 	<ul style="list-style-type: none"> • Flammable • CH₄ • H₂ • O₂
	Waste Water Treatment Plants <ul style="list-style-type: none"> • Digesters • Plants sumps • H₂S scrubbers • Pumps 	<ul style="list-style-type: none"> • General Hydrocarbons • H₂S • CO • O₂
	Boiler Rooms <ul style="list-style-type: none"> • Incoming gas main • Boiler and gas piping 	<ul style="list-style-type: none"> • General Hydrocarbons • H₂S • CO • O₂
	Hospitals <ul style="list-style-type: none"> • Laboratories • Refrigeration plants • Boiler rooms 	<ul style="list-style-type: none"> • General Hydrocarbons • H₂S • CO • O₂

Find out more

www.honeywellanalytics.com

Contact Honeywell Analytics:

Americas

Honeywell Analytics Inc.
405 Barclay Blvd.
Lincolnshire, IL 60069
USA

Tel: +1 847 955 8200
Toll free: +1 800 538 0363
Fax: +1 847 955 8210
detectgas@honeywell.com

Technical Services

ha.us.service@honeywell.com

www.honeywell.com

Europe, Middle East, Africa

Life Safety Distribution AG
Wilstrasse 11-U31
CH-8610 Uster
Switzerland

Tel: +41 (0)44 943 4300
Fax: +41 (0)44 943 4398
gasdetection@honeywell.com

Honeywell Analytics Serves Every Business

We offer the industry's most complete range of gas detection products and services to meet all customer needs.

Commercial

Vulcain-brand gas detection from standalone units to fully engineered, multi-point systems, all offering cost-effective regulatory compliance

» Applications: parking structures, chillers, mechanical rooms, office towers, commercial buildings, shopping centers, swimming pools, golf courses, schools and universities, laboratories

Industrial

Renowned Sieger and Manning gas detection systems with advanced electrochemical, infrared and open path sensing technologies

» Applications: oil and gas, cold storage, water/wastewater treatment, chemicals, engine rooms, plastics and fibers, agriculture, printing and light industrial

Portables

Single or multi-gas Lumidor and other premium detectors with compact, lightweight designs ranging from simple alarm only units to advanced, fully configurable and serviceable instruments

» Applications: underground utility and electricity ducts, boiler rooms, post-fire sites, sewers, industrial plants, industrial hygiene, first responder teams, remote fleets

High Tech/Government

A complete portfolio of gas and chemical detection instrumentation including infrared spectroscopy (MST) with no cross interference, to Chemcassette paper-based solutions (MDA Scientific) offering detection down to parts per billion

» Applications: semiconductor manufacturing and nanotechnology, aerospace propulsion and safety, specialty chemicals industry, research laboratories, emergency response

Technical Services

24/7 global network includes post-sales service and Systems Integration teams

» Emergency call out, service contracts, on/off-site repair, training and commissioning
» Complete range of spares, consumables and accessories

Asia Pacific

Honeywell Analytics Asia Pacific
#508, Kolon Science Valley (I)
187-10 Guro-Dong, Guro-Gu
Seoul, 152-050
Korea

Tel: +82 (0)2 2025 0307
Fax: +82 (0)2 2025 0329
analytics.ap@honeywell.com

Honeywell

HWAG181

Please Note:

While every effort has been made to ensure accuracy in this publication, no responsibility can be accepted for errors or omissions. Data may change, as well as legislation, and you are strongly advised to obtain copies of the most recently issued regulations, standards, and guidelines. This publication is not intended to form the basis of a contract.